

Savant DigiFlow 6710M-TM, Flow Totalizer and Flow Rate Meter

SAVANT ELECTRONICS INC.

2088-3, Sec.1, Huanzhong road, Taichung 40761, Taiwan

Tel : 886 4 2425 5578 Fax : 886 4 2425 0396

Email : savantco@ms65.hinet.net

Website : www.digisavant.com

Features :

- ☐ Flow totalizing up to 99,999 liters
- ☐ Flow rate display from 0.6 to 8 liter/min.
- ☐ Low battery power alert
- ☐ Automatic data memorized

Application :

- ✓ Water cooler
- ✓ Water dispenser
- ✓ Cooling system for machinery

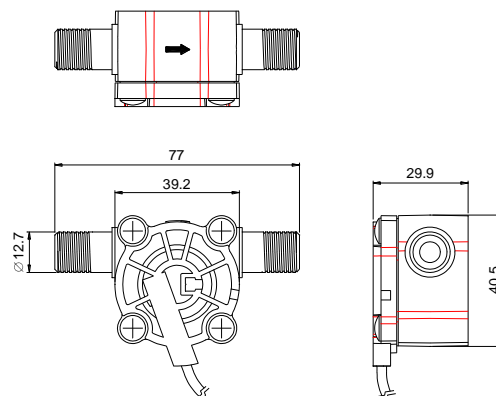
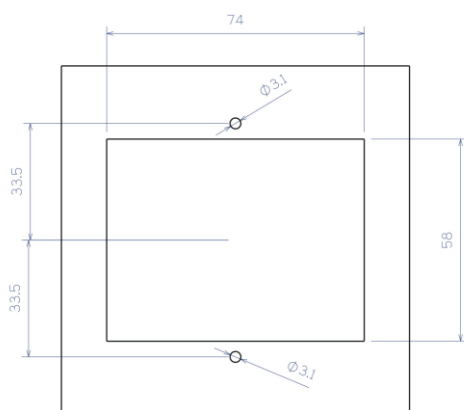


1.0 Electrical :

Operating Voltage : 3 DC Volts

Operating Current : 3.5 mA (work), 0.015 mA (sleep)

2.0 Mechanic :

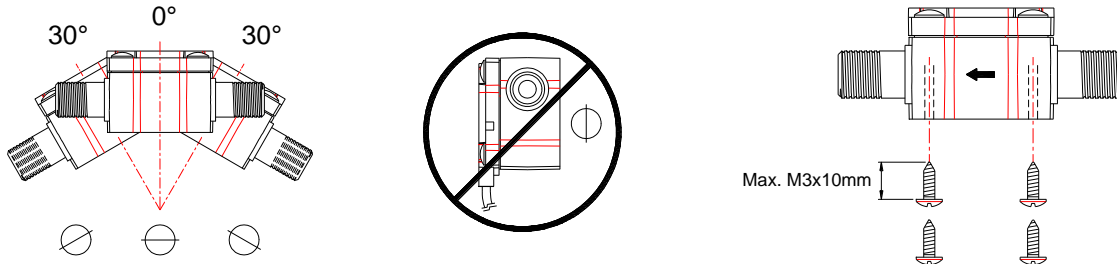


3.0 Application :

Installation Method : **Horizontal installation ONLY**

Flow Direction : One way

Flow Rate : 0.6 – 8 liter/min



4.0 General :

Temperature : 0 to 80°C (32 to 170 °F)

Pressure : Max. 8 bar (113 psi)

Weight : 140 g (5.38 oz)

Accuracy : +/- 5 %

Connection : 1/4" BSP male

Materials : Sensor Body : PA66 with 50% glass fiber, Grivory GV-5H

Paddle : Acetal Copolymer, TICONA M90

Stick of Turbine : #304 Stainless Steel

O-Ring : EPDM Rubber

Housing : ABS resin

5.0 Operation Guide

5.1 Connecting power

The operating voltage of the DigiFlow 6710M-TM is 3V DC. Connecting the power cord with proper power adapter or battery pack.

5.2 Connecting Fitting

The specification of the DigiFlow 6710M-TM connection is 1/4" BSP male. You could use any 1/4" BSP male connectors.

5.3 Operating

The DigiFlow 6710M-TM automatically turns on the screen when there is water flowing through the sensor. It automatically turns off the screen in 10 seconds when there is no water flowing.

5.4 Display and Mode Selection :

Press the “DISPLAY” button will turn on the screen of the DigiFlow 6710M-TM . Pressing the “DISPLAY” button again could choose to display accumulated flowing volume (flow totalization) or real-time flow rate.

5.5 Reset

Use stick to keep pressing the “RESET” button for 4 seconds, the total measuring volume will be reset to be zero.

5.6 Low Battery Power Alert

When the battery power lower than normal working level, the buzzer will beep twice to notice and the battery symbol on the screen will blink to notice user to change the battery. Once the batteries are replaced, the alert will be released. The data will be kept in memory and stored back when user replace the batteries.