

Savant DigiFlow 6710M-22, Flow Meter and Totalizer

SAVANT ELECTRONICS INC.

2088-3, Sec.1, Huanzhong road, Taichung 40761, Taiwan

Tel : 886 4 2425 5578 Fax : 886 4 2425 0396

Email : savantco@ms65.hinet.net

Website : www.homewaterfilter.com.tw

Features :

- ☐ Flow totalizing up to 99999 liters, or 99999 gallons
- ☐ Flow rate display from 0.8 to 15 liter/min.
- ☐ Battery operated, 2 AA batteries
- ☐ Low battery power alert
- ☐ Automatic data memorized when battery power is off



Application :

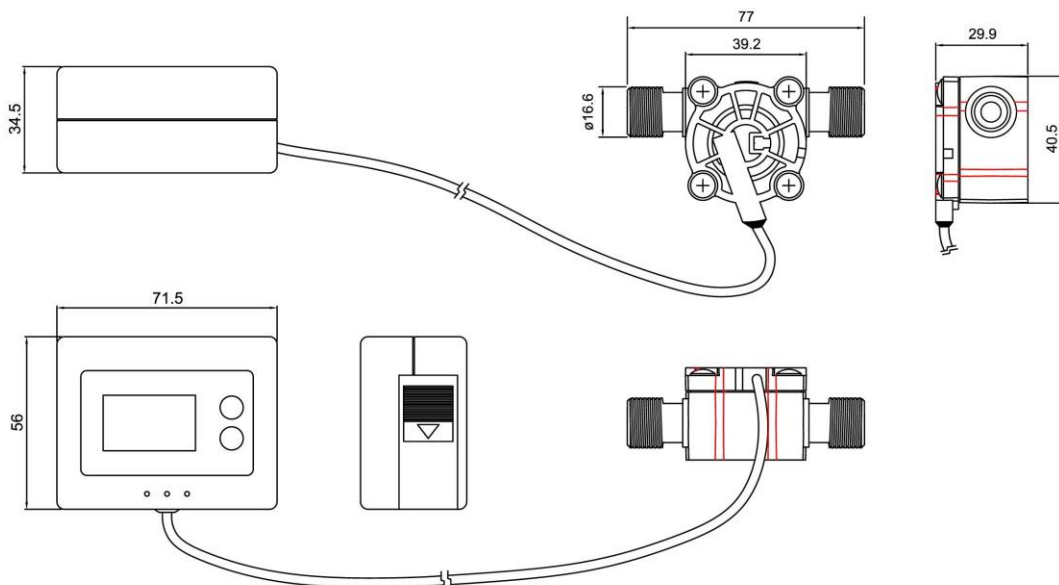
- ✓ Water cooler
- ✓ Water dispenser
- ✓ Cooling system for machinery

1.0 Electrical :

Operating Voltage : 3 DC Volts

Operating Current : 1.0 mA (work), 0.015 mA (sleep)

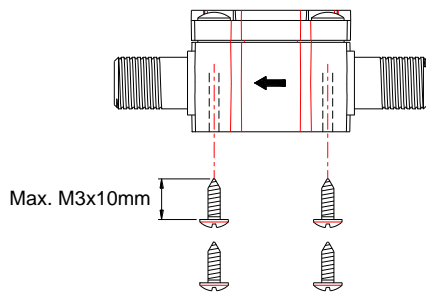
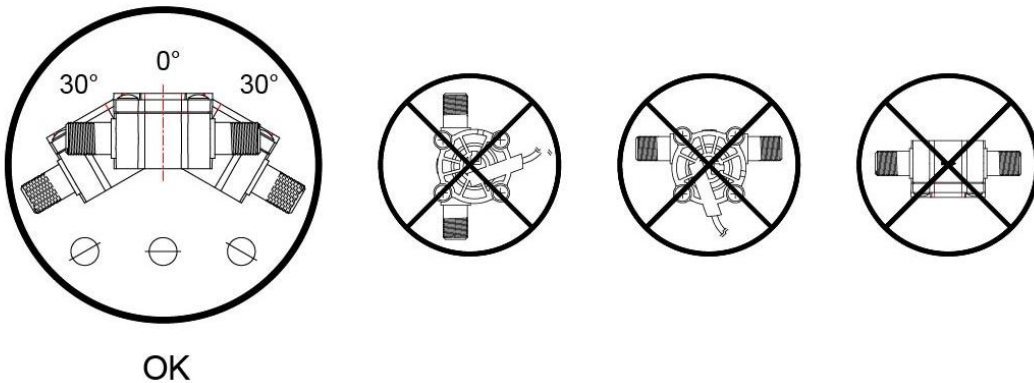
2.0 Mechanic :



3.0 Application :

Installation Method : Horizontal installation ONLY

Flow Range : 0.8 – 15 liter/min



4.0 General :

Temperature : 0 to 80°C (32 to 170 °F)

Working Pressure : Max. 0.8 MPa (112 psi)

Burst pressure : 2.9 MPa (400 psi)

Weight : 140 g (5.38 oz)

Accuracy : +/- 5%

Repeatability : 1%

Connection : 3/8 inch BSP male

Cable length : 1.5 meter (5 feet)

Materials : Sensor Body : PA66 with 50% glass fiber Grivory GV-5H

Turbine : Acetal Copolymer, TICONA M90

Stick of Turbine : #304 Stainless Steel

O-Ring : EPDM Rubber

Control unit case : ABS

5.0 Operation Guide

5.1 Install Batteries

Slide off the cover case of the battery room, and put into 2 AA batteries. Then slide the cover case back.

5.2 Connecting Fitting

The connection of the DigiFlow 6710M-22 is 3/8" BSP male.

5.3 Operating

The DigiFlow 6710M-22 Mini Flow will automatically turns on when there is water flowing through the sensor. It will automatically turns off in 10 seconds when there is no water flowing.

5.4 Display and Mode Selection :

Press the "DISPLAY" button will turn on the LCD of the DigiFlow 6710M-22. Pressing the "DISPLAY" button again could choose to display accumulated flowing volume (flow totalization) or real-time flow rate.

5.5 Reset

Use stick to keep pressing the "RESET" button for 4 seconds, the total measuring volume will be reset to be zero.

5.6 Low Battery Power Alert

When the battery power lower than normal working level, the buzzer will beep twice to notice and the battery symbol on the screen will blink to notice user to change the battery. Once the batteries are replaced, the alert will be released. The data will be kept in memory and stored back when user replace the batteries.