

# Savant DigiFlow 8300T-24, Flow Monitor

SAVANT ELECTRONICS INC.

2088-3, Sec.1, Huanzhong road, Taichung 40761, Taiwan

Tel : 886 4 2425 5578 Fax : 886 4 2425 0396

Email : [savantco@ms65.hinet.net](mailto:savantco@ms65.hinet.net)

Website : [www.homewaterfilter.com.tw](http://www.homewaterfilter.com.tw)

## Features :

- 3/8" BSP, 0.8 – 15 liter/min.
- Filter capacity monitor, from 1-99999 liters, or 1 – 99999 gallons
- End of capacity alert, and minus counting
- Battery operated, 2 AA alkaline batteries
- Low battery power alert



## Application :

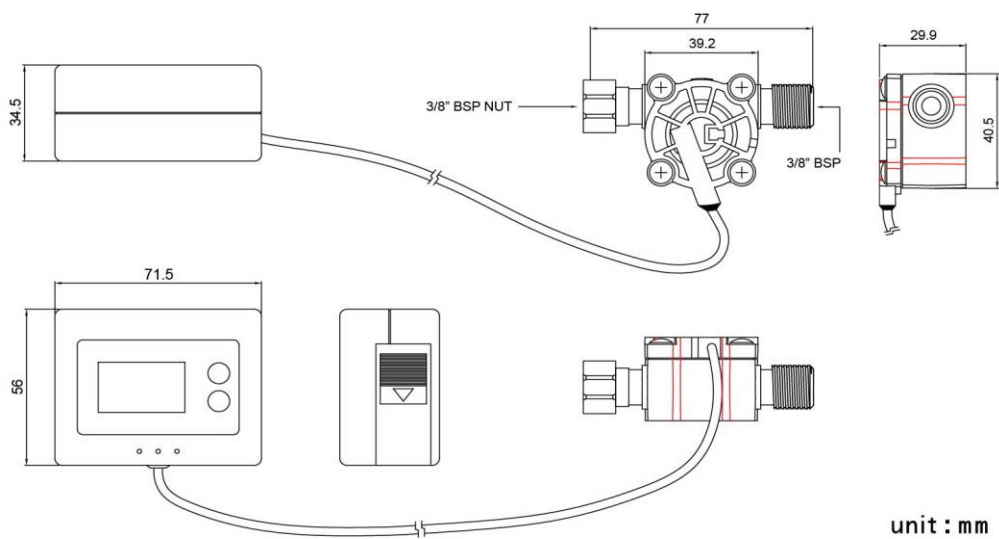
- ✓ Water treatment system
- ✓ Water dispenser, Water softener

## 1.0 Electrical :

Operating Voltage : 3 DC Volts

Operating Current : 1.0 mA (work), 0.015 mA (sleep)

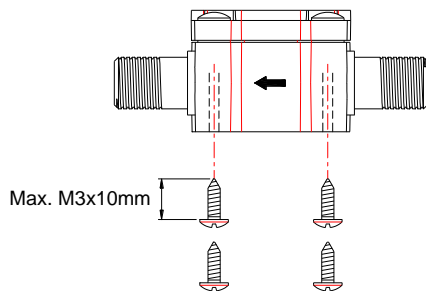
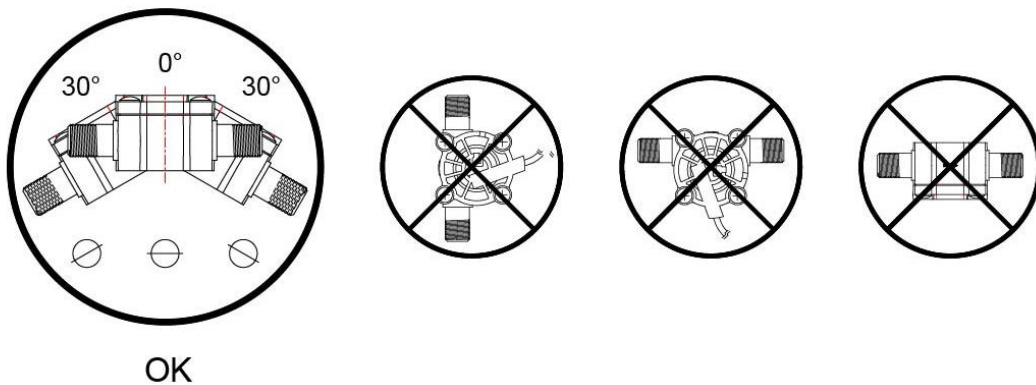
## 2.0 Mechanic :



### 3.0 Application :

Installation Method : Horizontal installation ONLY

Flow Range : 0.8 - 15 liter/min



### 4.0 General :

Temperature : 0 to 80°C (32 to 170 °F)

Working Pressure : Max. 8 bar (112 psi)

Burst pressure : 29 Bar (400 psi)

Weight : 140 g (5.38 oz)

Accuracy : +/- 5%

Repeatability : 1%

Connection : 3/8" BSP male – female nut

Cable length : 1.5 meter (5 feet)

Materials : Sensor Body : PA66 with 50% glass fiber

Turbine : Acetal Copolymer

Stick of Turbine : #304 Stainless Steel

O-Ring : EPDM Rubber

Control unit case : ABS

## 5.0 Operation Guide

### 5.1 Install batteries

Slide off the cover case of the battery room, and put into two AA alkaline batteries. Then slide the cover case back. The power of two AA alkaline batteries could last for two years.

### 5.2 Connecting fitting

The thread specification of the DigiFlow 8300T-24 connectors is 3/8" BSP male.

### 5.3 Programming monitoring capacity

Press "PROG" button, the "PROG" blinks on the LCD. Then press "RESET" to choose the right value to save from the right digit. Once the value is chosen, press "PROG" button to save the value and goes to the next digit. Repeat the above procedure to program the values for five digits from right to left. The maximum monitoring capacity for the DigiFlow 8300T-24 is 99999 liters. \* If there is no input for one minute during the programming procedure, the programming procedure will be terminated and goes back to the original status.

### 5.4 Operating

The DigiFlow 8300T-24 automatically turns on and displays the remaining capacity when there is water flowing through the sensor. And it automatically turns off in 10 seconds when there is no water flowing.

### 5.5 End of capacity alert

The DigiFlow 8300T-24 generates an audible alert and the digits on the LCD blinks when its remaining capacity reaches zero or minus.

### 5.6 Resetting

Press the "RESET" button for three seconds, the "RESET" on the LCD blinks twice, and the remaining capacity is reset to the original programming value.

### 5.7 Low battery power alert

When the battery power is low, the DigiFlow 8300T-24 generates an audible alert and the empty battery symbol on the right-up corner of the LCD blinks. The alert status will be released when the batteries are replaced by new batteries. The data of the last status will be memorized and stored back.